

## READ ALOUD GUIDELINES

June 28, 2018

(Available at: <https://portal.smarterbalanced.org/library/en/read-aloud-guidelines.pdf>)

When a student cannot access text-to-speech, an embedded resource available on the Smarter Balanced assessment, the student may be eligible to work with a test reader. A test reader is an adult who provides an oral presentation of the assessment text to an eligible student. The student depends on the test reader to read the test questions accurately, pronounce words correctly, and speak in a clear voice throughout the test. The test reader must be trained and qualified and must follow the *Smarter Balanced Guidelines for Read Aloud, Test Reader* presented here. The guiding principle in reading aloud is to ensure that the student has access to test content.

On Smarter Balanced Assessments, test readers are allowable across all grades as a **designated support** for mathematics stimuli and items and ELA items as appropriate (not ELA reading passages). Test readers are allowable for ELA reading passages in addition to items as a **documented accommodation** in all grades. Note that this accommodation is appropriate for a very small number of students (estimated to be approximately 1-2% of students with disabilities participating in a general assessment). For information on documentation requirements and decision making criteria for use of test readers and all other Smarter Balanced resources please see the *Smarter Balanced Usability, Accessibility, and Accommodations Guidelines*.

### QUALIFICATIONS FOR TEST READERS

- The test reader should be an adult who is familiar with the student, and who is typically responsible for providing this support during educational instruction and assessments.
- Test readers must be trained on the administration of the assessment in accordance with member policy, and familiar with the terminology and symbols specific to the test content and related conventions for standard oral communication.
- Test readers must be trained in accordance with Smarter Balanced and member administration and security policies and procedures as articulated in Smarter Balanced and Consortium member test administration manuals, guidelines, and related documentation.

### PREPARATION

- Test readers should read and sign a test security/confidentiality agreement prior to test administration.
- Test readers are expected to familiarize themselves with the test environment and format in advance of the testing session. Having a working familiarity with the test environment and format will help facilitate reading of the test.
- Test readers should have a strong working knowledge of the embedded and non-embedded accessibility and accommodation options and features available on Smarter Balanced assessments.
- Test readers should be familiar with the Individualized Education Program (IEP) or 504 plan if the student for whom they are reading has access to additional designated supports and/or accommodations. This will ensure that there are plans in place for providing all needed designated supports and accommodations.

- In addition to a test reader, students may make use of any other approved specialized tools or equipment during the test as appropriate and in accordance with the *Usability, Accessibility, and Accommodations Guidelines*. Test readers should be familiar with any assistive technology or approved supports the student requires.
- Test readers should have extensive practice in providing read aloud support and must be familiar and comfortable with the process before working directly with a student.
- The reader should be knowledgeable of procedures for reading aloud text by content area (see Table 1 below).
- The test reader should meet with the student in advance and inform the student of the parameters of the support. A suggested test reader script is included at the end of the *Guidelines for Read Aloud, Test Reader*.
- Unless otherwise specified by a student's IEP or 504 plan, the test reader does not have a role in manipulating the test or assisting with any other support tools. Test readers should be ready with appropriate script that reinforces the parameters during the test session.

### GENERAL GUIDELINES

- The test reader's support should ideally be provided in a separate setting so as not to interfere with the instruction or assessment of other students.
- Read each question exactly as written and as clearly as possible.
- Throughout the exam, strive to communicate in a neutral tone and maintain a neutral facial expression and posture.
- Avoid gesturing, head movements, or any verbal or non-verbal emphasis on words not otherwise emphasized in text.
- Avoid conversing with the student about test questions as this would be a violation of test security; respond to the student's questions by repeating the item, words or instructions verbatim as needed.
- Do not paraphrase, interpret, define, or translate any items, words, or instructions as this would be a violation of test security.
- Spell any words requested by the student.
- Adjust your reading speed and volume if requested by the student.

### POST-ADMINISTRATION

- The test reader must collect scratch paper, rough drafts, and login information immediately at the end of the testing session and deliver it to the test administrator in accordance with Smarter Balanced and Consortium member policies and procedures.
- The test reader must not discuss any portion of the test with others.

### ENGLISH USAGE/CONVENTIONS

- **Punctuation:** Read all text as punctuated.
- **Ellipses:** When an ellipsis is used to signify missing text in a sentence, pause briefly, and read as 'dot, dot, dot.'

- **Quotations:** Quotation marks should be verbalized as “quote” and “end quote” at the beginning and end of quoted material, respectively.
- **Emphasis:** When words are printed in boldface, italics, or capitals, tell the student that the words are printed that way. In order not to provide an unfair advantage to students receiving this support, test readers should be cautious not to emphasize words not already emphasized in print. Emphasis is appropriate when italics, underlining, or bold is used in the prompt, question, or answers.
- **Misspellings:** In some cases a test item may present a word or phrase that is intentionally misspelled as part of the assessment. In these instances the student is required to respond in a specific way. When presented with intentionally misspelled words test readers should not attempt to read the word(s) aloud as pronunciation is somewhat subjective.

### IMAGES/GRAPHICS/DIAGRAMS

- Before describing a image or graphic, the test reader should determine whether the details of the picture are necessary to understanding and responding to the item(s). In many cases, an image or graphic will be used to accompany a passage or reading excerpt as a piece of visual interest that is not essential in responding to the item. Typically diagrams are imperative to student understanding and should be read in a logical order.
- Describe the image/graphic/diagram as concisely as possible following a logical progression. Focus on providing necessary information and ignoring the superfluous. Use grade-appropriate language when describing the image/graphic/diagram.
- Read the title or caption, if available.
- Any text that appears in the body of the image/graphic/diagram may be read to a student. Read text in images/graphics/diagrams in the order most suited for the student’s needs. Often the reader moves top to bottom, left to right, in a clockwise direction, or general to specific in accordance with teaching practices.

### PASSAGES

- Read the passage in its entirety as punctuated (e.g., pauses at periods and commas; raised intonation for questions). Do not verbalize punctuation marks other than ellipses and quotation marks as noted above.
- If the student requires or asks for a specific section of the passage to be re-read with the punctuation indicated, the test reader should re-read those specific lines within the passage and indicate all punctuation found within those lines as many times as requested by the student.
- When test questions refer to particular lines of a passage, read the lines referenced as though they are part of the item.

### MATHEMATICAL EXPRESSIONS

- The test reader must read mathematical expressions precisely and with care to avoid misrepresentation for a student who has no visual reference. For mathematics items involving algebraic expressions or other mathematical notation, it may be preferable for the reader to silently read the mathematical notations or the entire question before reading it aloud to the student.

- Test readers must read mathematical expressions with technical accuracy. Similar expressions should be treated consistently.
- In general, numbers and symbols can be read according to their common English usage for the student’s grade level.
- Additional examples may be found in the table below.
- Abbreviations and acronyms should be read as full words. For example, 10 cm needs to be read as “ten centimeters.” Some abbreviations may be read differently by different readers. For example,  $cm^3$  may be read as “cubic centimeters” or “centimeters cubed.”

Table 1. Test Reader Guidance for Mathematics

Numbers		
Description	Example(s)	Read as:
Large whole numbers	632,407,981  45,000,689,112	“six hundred thirty two million, four hundred seven thousand, nine hundred eighty one”  “forty five billion, six hundred eighty nine thousand, one hundred twelve”
Decimal numbers	0.056  4.37	“zero point zero five six”  “four point three seven”
Fractions - common  Fractions - not common - read as “numerator over denominator”	$\frac{1}{2}$ , $\frac{1}{4}$ , $\frac{2}{3}$ , $\frac{4}{5}$  $\frac{14}{25}$  $\frac{487}{6972}$	“one half, one fourth, two thirds, four fifths”  Other common fractions include “sixths, eighths, tenths”  “fourteen over twenty five”  “four hundred eighty seven over six thousand nine hundred seventy two”
Mixed numbers - read with “and” between whole number and fraction	$3\frac{1}{2}$  $57\frac{3}{4}$	“three and one-half”  “fifty seven and three fourths”
Percents	62%  7.5%  0.23%	“sixty two percent”  “seven point five percent”  “zero point two three percent”
Money - if contains a decimal point, read as “dollars AND cents”	\$4.98  \$0.33	“four dollars and ninety eight cents”  “thirty three cents”

	\$5368.00	“five thousand three hundred sixty eight dollars”
Negative numbers - do NOT read negative sign as “minus”	- 3 - $\frac{5}{8}$ -7.56	“negative three” “negative five eighths” “negative seven point fifty six”
Dates (years)	1987 2005	“nineteen eighty seven” “two thousand five”
Roman Numerals	I II III IV	“Roman Numeral one” “Roman Numeral two” “Roman Numeral three” “Roman Numeral four”
Ratios	$x: y$	“x to y”
Square roots and cube roots	$\sqrt{6}$ $\sqrt[3]{16}$	“the square root of six” “the cube root of sixteen”

### Operations

Description	Example(s)	Read as:
Addition	$\begin{array}{r} 13 \\ + 27 \\ \hline \end{array}$ $13 + 27 =$	“thirteen plus twenty seven equals”
	$13 + 27 = ?$	“thirteen plus twenty seven equals question mark”
Subtraction	$\begin{array}{r} 487 \\ - 159 \\ \hline \end{array}$ $487 - 159 =$	“four hundred eighty seven minus one hundred fifty nine equals”
	$487 - 159 = ?$	“four hundred eighty seven minus one hundred fifty nine equals question mark”
Multiplication	$\begin{array}{r} 63 \\ \times 49 \\ \hline \end{array}$ $63 \times 49 =$	“sixty three times forty nine equals”
	$63 \times 49 = ?$	“sixty three times forty nine equals question mark”
Division – Vertical or Horizontal	$\frac{120}{15} = 8$ $120 \div 15 = 8$	“one hundred twenty divided by fifteen equals eight”
Operations with boxes	$3 + \square = 8$	“three plus box equals eight”

Expressions		
Description	Example(s)	Read as:
Expressions containing variables (any letter may be used as a variable)	$N + 4$	“‘N’ plus four”
	$8x - 3$	“eight ‘x’ minus three”
	$4(y - 2) + 5 = 7$	“four open parenthesis ‘y’ minus two close parenthesis plus five equals seven”
	$V = \frac{4}{3}\pi r^3$	“‘V’ equals four thirds pi ‘r’ cubed”
	$\frac{ t  - 2}{6} \leq 15$	“the absolute value of ‘t’ (pause) minus two (pause) over six is less than or equal to fifteen”
	$x^2y^3 = -36$	“‘x’ squared ‘y’ cubed equals negative thirty six” or “‘x’ to the second power times ‘y’ to the third power equals negative thirty six”
	$156x \geq 4$	“one hundred fifty six ‘x’ is greater than or equal to four”
Functions and inverse functions (Read “of” instead of parentheses)	$f(x)$	“F of x”
	$f(x + 2)$	“F of x plus 2”
	$f(g(x))$	“F of g of x”
Coordinate pairs	the point (-1, 2)	“the point (pause) negative one comma two”
Answer choices with no other text	the point A is at (6, 3)	“the point ‘A’ is at (pause) six comma three”
	A. (-3, -4)	“‘A’ (pause) negative three comma negative four”
Comparing Lines, Shapes, and Angles		
Description	Example(s)	Read as:
Parallels	$\overline{AB} \parallel \overline{CD}$	“line segment AB is parallel to line segment CD”
Perpendiculars	$\overline{AB} \perp \overline{CD}$	“line segment AB is perpendicular to line segment CD”
Similar and congruent	$\triangle ABC \sim \triangle DEF$	“triangle A B C is similar to triangle D E F”
	$\angle ABC \cong \angle DEF$	“angle A B C is congruent to angle D E F”

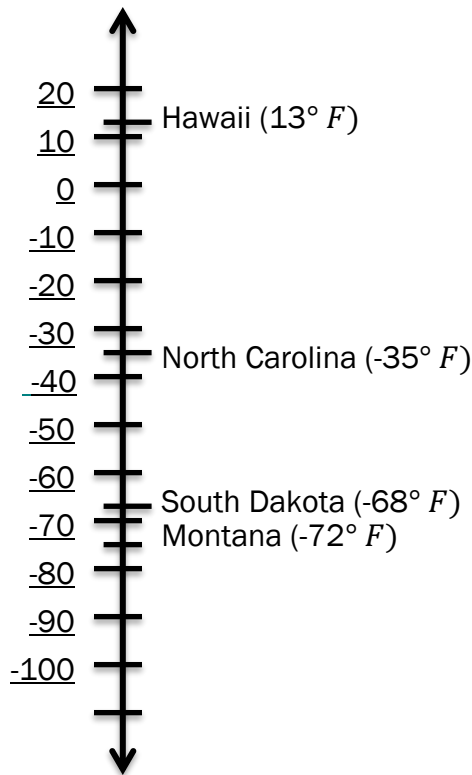
Lines, line segments, rays, arcs	$\leftrightarrow$	“line B C”
	$\overline{BC}$	“line segment C D”
	$\rightarrow$ $BC$	“ray B C”
	$\widehat{BC}$	“arc B C”

**Trigonometry**

Description	Example(s)	Read as:
Sine	$\sin 25^\circ$	“sine twenty five degrees”
Cosine	$\cos 35^\circ$	“cosine thirty five degrees”
Tangent	$\tan 10^\circ$	“tangent ten degrees”

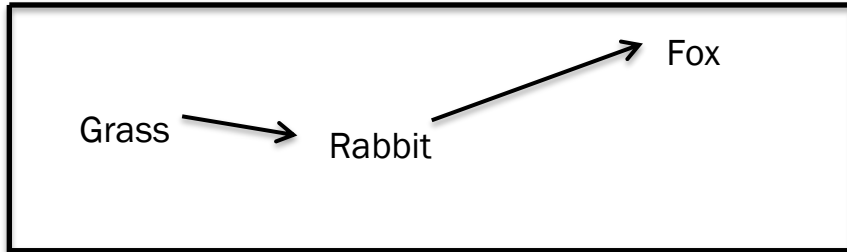
**IMAGES/GRAPHICS/DIAGRAMS/TABLES**

**FROM TOP TO BOTTOM**



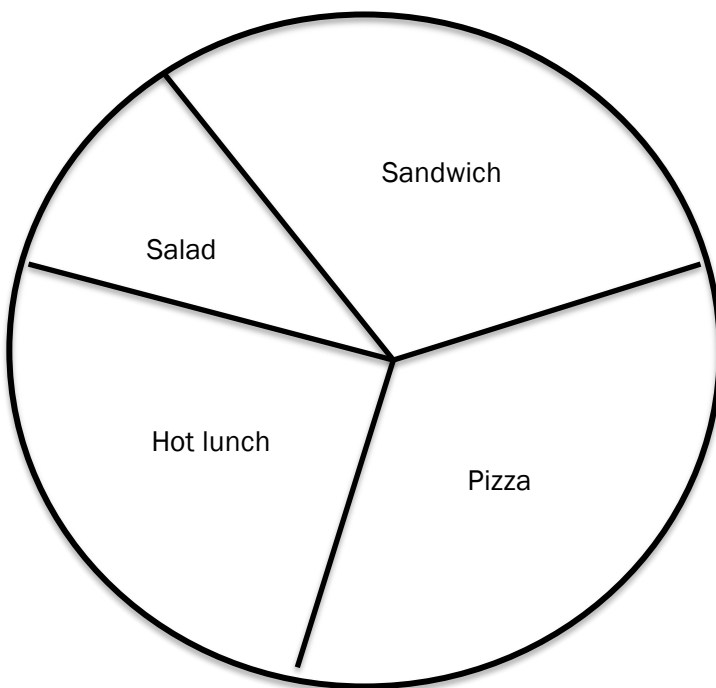
“From top to bottom the figure is labeled: Hawaii thirteen degrees Fahrenheit, North Carolina negative thirty five degrees Fahrenheit, South Dakota negative sixty eight degrees Fahrenheit, Montana negative seventy two degrees Fahrenheit”

**FROM LEFT TO RIGHT**



“From left to right, the figure reads: Grass, Rabbit, Fox”

**CLOCKWISE (START WHEREVER MAKES SENSE.)**



“Clockwise from the top, the figure reads: Sandwich, Pizza, Hot lunch, Salad”



**TABLES**

1. Read title.
2. Total up the columns and rows.
3. Read column/row headings
4. Read cell values (only as directional language for the first one)

Results from School Walk-a-Thon

<b>NUMBER OF STUDENTS</b>	<b>NUMBER OF MILES WALKED</b>
<b>30</b>	<b>112</b>
<b>46</b>	<b>214</b>
<b>37</b>	<b>98</b>
<b>41</b>	<b>189</b>

“The title of the table is Results from School Walk-a-Thon. The table has 2 columns and 4 rows. From left to right, the column headings read Number of Students, Number of Miles Walked. From left to right the first row reads thirty, one hundred twelve. The second row reads forty six, two hundred fourteen. The third row reads thirty seven, ninety eight. The forth row reads forty one, one hundred eighty nine.”

**SUGGESTED TEST READER SCRIPT (TO BE USED WITH STUDENT IN ADVANCE OF THE DAY OF TESTING)**

Hi \_\_\_\_\_,

I'm the person who will be reading your test to you when you take your Smarter Balanced assessment next week in [math/ELA]. I wanted to let you know how we'll work together. When I'm reading a test to you, it's very different from when I'm reading to you during class time. I have to follow certain rules.

- I cannot help you with any answers.
- I cannot click on anything on the screen.<sup>1</sup>
- I will not be using different character voices or changes in my tone when I read. I will be using a very direct voice that does not change very much, no matter how exciting the story or test item gets.
- If there is a picture that has words in it, I will read those words. If you ask, I will re-read the words as well.
- Sometimes there may be something about a word or phrase that might give you a hint if I read it out loud. In those cases, I will skip the word, point to it on screen [<sup>\*\*</sup>or on your booklet if braille or print on demand], and continue to read.
- I can still help you with your [<sup>\*\*</sup>list any assistive technology that the student may require that would need adult support -- if that support is provided by you].
- You can ask me to re-read parts of the test if you didn't hear me or need more time to think.
- You can ask me to pause my reading if you need to take a break.
- You can ask me to slow down or speed up my reading, or read louder or softer if you are having trouble understanding what I read.
- I will only read certain types of punctuation, but if you need me to re-read a sentence and tell you how it was punctuated, I can do that.
- If you ask me a question about the test all I will say is: "Do your best work. I cannot help you with that."
- Do you have any questions for me about how we'll work together during the test?

---

<sup>1</sup> A reader may click on something on the screen only if this is an identified need in the student's IEP or 504 plan and the reader has received appropriate training on when and how to do so.

**REFERENCES**

- Educational Testing Service. (2002). *Guidelines for a Test Reader*. Retrieved from ETS Home: [https://www.ets.org/disabilities/test\\_reader/](https://www.ets.org/disabilities/test_reader/)
- Measured Progress / ETS. (2012, April 16). *Mathematics Audio Guidelines*. Retrieved from Smarter Balanced Assessment Consortium: <https://portal.smarterbalanced.org/library/en/mathematics-audio-guidelines.pdf>
- Measured Progress/ETS. (2012, April 16). *ELA Audio Guidelines*. Retrieved from Smarter Balanced Assessment Consortium: <https://portal.smarterbalanced.org/library/en/ela-audio-guidelines.pdf>
- Oregon Department of Education Office of Student Learning and Partnerships. (2012, December). *Guidelines for the Read Aloud Accommodation*. Retrieved from Oregon Department of Education Home: [http://www.ode.state.or.us/teachlearn/testing/admin/alt/ea/2-guidelines-for-the-math-read-aloud-accommodation-for-2012-2013-\(3\).pdf](http://www.ode.state.or.us/teachlearn/testing/admin/alt/ea/2-guidelines-for-the-math-read-aloud-accommodation-for-2012-2013-(3).pdf)
- State of Washington Office of Superintendent of Public Instruction. (2013, September). *Access Supports and Accommodations Guidelines for State Assessments*. Retrieved from State of Washington Office of Superintendent of Public Instruction.
- West Virginia Department of Education. (December, 2013). *West Virginia Department of Education Office of Assessment and Accountability*. Retrieved from West Virginia Guidelines for Participation in State Assessments, 2013-2014: Guidance on Accommodations for Students with Disabilities and/or Limited English Proficiency in State and District-Wide Testing: <http://wvde.state.wv.us/osp/ParticipationGuidelines-2013-2014.pdf>